

# Society of Radiographers of South Africa

## NEWSLETTER

October 2023



### MESSAGE FROM THE PRESIDENT

We are delighted to share our 2023 newsletter with you, our members. This is one of the strategies we are using to keep you informed of the Society of Radiographers of South Africa's (SORSA's) activities and work to advance the profession in line with SORSA's mandate. National Council members work tirelessly to achieve this by volunteering their time, resources and expertise.

The 2023 SORSA Congress in association with ISMRT was a great way to reconnect with colleagues and meet other radiographers. Thank you to each one that attended and participated. We look forward to another memorable congress in 2025.

We appreciate the role each of you play to ensure that quality radiography services are provided to the patients that you may interact with, sometimes in undesirable conditions. Thank you.

Riaan van de Venter



### Contents

- Summary of National Council meeting
- SORSA merit award
- SORSA Congress 2023
- SORSA Congress 2023 prize winners
- SORSA-IAFR forensic radiography course
- CPD event by student radiographers
- International radiography award
- World Radiography Day webinar
- SORSA-IAFR Congress 2025

# SUMMARY OF THE NATIONAL COUNCIL MEETING

Century Centre Convention Centre, Cape Town  
17 August 2023

---

## National Council members:

*Riaan van de Venter	President
*Ferial Isaacs	President-elect, CPD representative
*Leonie Munro	National treasurer
*Fozy Peer	PLO representative
Hesta Friedrich-Nel	ISRRT representative
*Taahirah Mookrey	Free State representative
Lynne Hazell	Gauteng representative
*Selvan Govindsamy	KwaZulu-Natal representative
*Lizel Hudson	Western Cape representative

The Executive Committee (EXCO) 2023 to 2025 is denoted by \*



1. ADMIN OFFICE. The new NC members will be allocated delegated access to the office Gmail account to learn to handle the system and respond to queries.
2. COMMUNICATION TO MEMBERS. A newsletter was circulated in September 2022. NC supported the motion to devise a more intentional communication strategy with SORSA members and that the provincial representatives provide inputs.
3. LETTER TO MEMBERS ABOUT RESPECTING OFFICE-BEARERS' PRIVACY ON SOCIAL MEDIA PLATFORMS. R van de Venter to I draft a letter to remind members of the correct channels of communication. The communication is to be distributed via bulk email and posted on the NC Facebook and SORSA's website.
4. MENTORING AND PORTFOLIO SHADOWING. Provincial representatives, and interested members, are to be mentored by incumbent office-bearers to ensure that there are trained members who can continue to handle future responsibilities and tasks in accordance with the Constitution.

5. ADVERTISEMENT POSTING ON THE WEBSITE AND FACEBOOK PAGE. Paid advertisements for vacancies to be posted on the SORSA website. On Facebook a link to the SORSA website to be included to potentially gain traffic to the web page.

6. POSITION STATEMENT ON AUTHORISED PERSON USING EQUIPMENT IN CATH LAB. A position paper statement on who is authorised to use equipment in a Cath lab is a work in progress of the South African Association of Physicists in Medicine and Biology (SAAPM) and SORSA.

7. MERIT AWARD. A merit award is an additional accolade for outstanding work and service to SORSA. There are currently five recipients. A Grundling was approved to receive a merit award. A Grundling was congratulated virtually by NC on 17 August 2023.

8. STRATEGIC PLAN TO POTENTIALLY INCREASE MEMBERSHIP. Provincial representatives were encouraged to hold CPD-related meetings such as symposia and workshops in their respective provinces for the benefit of members. NC resolved that at least one regional/provincial CPD event per year (face-to-face and/or virtual events) to be arranged. SORSA to continue to present the virtual events nationally. SORSA activities must be marketed to students.

9. MEMBERSHIP FEES FOR 2024

- Ordinary members: R575.00
- Associate members: R287.50
- Student members: R287.50
- Supplementary members: R287.50



10. 2023 SORSA CONGRESS SPONSORSHIP. NC sponsored five members in good standing who applied before the deadline, 30 June 2023.

11. ADMINISTRATION FEE FOR LAPSED AND NEW MEMBERS. NC supported that the administration fee will still be payable.

12. FEEDBACK FROM THE PUBLIC LIASION OFFICER. SORSA and the International Association of Forensic Radiographers (IAFR) signed a memorandum of understanding (MoU) by which joint activities are promoted. Examples are the forensic online course and post-conference workshop, the SORSA 1-23 webinar, future symposia, and a joint SORSA-IAFR congress in 2025 at the CCCC in Cape Town from 5 to 7 September 2025. F Peer to act as the conference convenor: SORSA and the IAFR form a joint congress committee for the 2025 SORSA/IAFR congress. SORSA and the IAFR share equally in expenses/surpluses of the 2025 SORSA/IAFR congress.

NC also noted that:

- The AFROSAFE representative for SORSA is F Peer.
- Angela Moonsamy is SORSA's representative for DRLs.
- Aladdin Speelman is SORSA's representative for CT-DRLs.
- NC appointed S Govindsamy as SORSA's CIG representative.

13. DHET ACCREDITATION APPLICATION SUBMISSION. The submission to DHET was made in June 2023 through the Nelson Mandela University's research management office under the Department of Radiography and Faculty of Health Sciences umbrella.

14. The ISRRRT world conference is to take place from 6 to 9 June 2024 in Hong Kong.

15. The SORSA IAFR congress is to take place from 5 to 7 September 2025 in Cape Town at the CCCC.

# SORSA MERIT AWARD

## ANTOINETTE GRUNDLING

---

I am writing to express my sincere gratitude for the honour of receiving the merit award from the Society of Radiographers of South Africa. It is with great pleasure that I accept this prestigious recognition.

I would like to extend my thanks to the selection committee for considering me for this award. I am truly humbled and honoured to be recognised for my contributions to the membership management. This award serves as a testament to the hard work and dedication that I have put into SORSA's web membership presence since 2013.

My journey started many years ago as a SORSA member. Later when I started to work again, I became the secretary of the then Free State Branch.

I was always interested in computers and how they work and when our first service provider made an online member registration available, I got involved when duplicate records were created, which was very confusing for members. SORSA changed to a new service provider to enable Continuing Professional Development (CPD) and with-it problems again arose as with every new program. My next challenge is to persuade members to pay online to enable automatic membership changes.

I would also like to take this opportunity to express my appreciation for the Society of Radiographers of South Africa. The support and guidance provided by this esteemed organization have been invaluable throughout my career. I am grateful for the opportunities it has afforded me to grow both professionally and personally.

Once again, thank you for this incredible honour.

Yours sincerely,

Antoinette Grundling



# SORSA 2023 Congress in association with the ISMRT

The Society of Radiographers of South Africa hosted the SORSA 2023 Congress in association with the International Society of MR Radiographers and Technologists (ISMRT), from 18 to 19 August 2023 at the Century City Conference Centre (CCCC) in Cape Town, South Africa. In keeping with the theme for the congress, 'Radiography- a new dawn', there were 3 separate tracts; namely the SORSA general tract, the education tract and the ISMRT tract.

SORSA welcomed the ISMRT to our shores to co-host at a congress in Africa, a first in Africa! We were graced with the presence of Dr Shawna Farquharson, an ISMRT past president, based in Australia, Ms Nina Salman, chair of the ISMRT Global Relations Committee from the UK and Ms Petronella Samuels, member of the ISMRT Governing Board from South Africa.

SORSA as a long-standing member of the International Society of Radiographers and Radiological Technologists (ISRRT) was extremely proud to host, Elizabeth Balogun, the ISRRT regional director for Africa to present at, and to be present for the duration of the congress.

Our honoured guest speaker, Prof Jimmy Volmink, Dean Faculty of Medicine & Health Science at Stellenbosch University, very eloquently enlightened us on the 'Key challenges for the future evidence-based medicine'.

It was a privilege, to host Dr Mark Viner from the International Association of Forensic Radiographers (IAFR), who not only addressed us during the congress but also hosted the practical workshop on Forensic Radiography together with Kim Hutchings and Aladdin Spielman.

The congress was hybrid, offering face-to face and virtual attendance and presentations. Being the first congress post the covid-19 pandemic, the delegate response was encouraging. Delegates were privileged to engage with distinguished international and national experts in our exciting field of Radiography and together mapping 'a new dawn'. The presentations were outstanding – SORSA would like to take this opportunity to once again thank the speakers for their valuable support. We were also exposed to the latest technological advances by the many vendors that were present at the exhibition - we appreciate the support from our sponsors and vendors for without their valued contributions, events such as these are almost impossible. The congress was accredited for CPD purposes offering CEUs in general and ethics.

There were prizes offered to SORSA members by SORSA for best oral and best poster presentations and by the ISMRT for best oral presentation.

SORSA would like to thank the delegates (in-person and virtual) for attending the congress for without your support there is no congress. We look forward to your valued, continued support.



# SORSA CONGRESS 2023 EXPERIENCE

## HENRA MULLER

---

It was with great anticipation and excitement that I travelled to Cape Town. Seeing friends and meeting new colleagues face-to-face for the first time since the pandemic was a privilege and joy. The virtual attendance and presentations made this congress accessible to a wider audience.

The variety of presentations by local and international experts made it difficult to choose what to attend, and the line-up offered something for each individual's interest. The sessions of the ISMRT highlighted interesting clinical approaches, experiences, and current research in magnetic resonance imaging. Radiographers learned about the regulatory aspects of AI, education and how to implement AI. During the Radiation Protection Session, presenters shared current debates on patient shielding, dose optimisation, DRLs and current research in South Africa. Poster and education presentations offered insight into students' experiences and related research. The forensic radiography sessions were an eye-opener that every image is potential forensic evidence and sparked many attendees' interest. The exciting research in radiography was showcased and kept attendees glued to their seats until Saturday afternoon. Personal highlights for me were the presentations of Prof Glenda Gray and Ms Balogun as the ISRRT Regional Director-Africa.

The exhibition area was a hub for displaying technological advances, catching up with vendors, networking, and collaborating with colleagues and prospective postgraduate students. The exhibition area buzzed while all enjoyed the delicious food and entertainment during the welcome function. This social event allowed otherwise serious professionals to let their hair down on the dance floor. During the SORSA open meeting, I was again reminded of how important it is to be a member of the society to take our profession forward. Well done, and thank you to all involved in a most informative and enjoyable 2023 SORSA congress.



Catching up with some colleagues



# SORSA CONGRESS 2023 PRIZE WINNER EXPERIENCE

## KGOMOTSO MOTIANG

---

It all started back in 2002, at my first SORSA Congress in Port Elizabeth, where I was inspired to see so many "qualified" radiographers (as I've only attended the annual Student Radiographers Seminars). The history and role of SORSA in the development of our profession motivated me to join the SORSA membership back then; however, I defaulted. But I am proud to be an active member of SORSA for 10-years now. My first presentation at SORSA Congress was in 2015, and again in 2017. This year I was eager to attend and present, especially after the COVID-19 pandemic. So, I submitted three abstracts and prayed for at least one to be accepted. Although I was very hopeful that my abstract on Forensic Radiography would be accepted as it was more relevant to the topics of the congress, I also wished so much for my abstract in the MRI Track to be accepted, especially the one titled "MRI during pregnancy: a necessity for improved maternal and child health". When I identified this MRI related maternal and child health need, I saw an opportunity to incorporate public health into radiography and contribute towards the 2030 Agenda for Sustainable Development. While studying for my master's degree in public health, we were challenged to be public health practitioners in our own specific professions and make a positive impact towards improved health outcomes to advance the Sustainable Development Goals. I felt very fulfilled when this abstract was accepted; it was as if SORSA and ISMRT saw this burning desire in my heart to present this topic. That was all I needed, and it was a dream come true. However, upon realizing that I would be presenting among the international experts in the field and the titles of their presentations, I panicked. Moreover, all three abstracts were accepted and were to be presented in one afternoon on 18 August 2023, "the day I will never forget in my life".

Winning the best oral presentation in the MRI Track was a nice big surprise. I remember sitting and listening carefully as to which of the great presentations I have listed would be awarded the best presentation, and hearing "MRI during pregnancy..." was a great surprise and award that really got me into tears of compassion for maternal and child health. It is truly a great honour, and I am immensely humbled. What the MRI Tract Award means to me is that it is a reassurance and confirmation of the knowledge gap on maternal and child health disparities in the radiography profession in South Africa. I would like to thank SORSA and ISMRT for picking this up and for this great award they affording me to be part of the ISMRT-2024 Congress in Singapore. Thank you so much.

Winning the Forensic Radiography Award is so special and has sentimental value because I presented my own evidence-based practice of Forensic Radiography. It was one presentation I was excited about and looking forward to, and the award feels like a reward for the love, passion, efforts and hard work I've put into presenting evidence-based Forensic Radiography. I am so excited and feel very fulfilled and motivated, and I am looking forward to the ISRRT-2024 Congress in Hong Kong to collaborate and learn even more.

The SORSA-2023 Congress was my massive congress. I was also one of the recipients of the SORSA-2023 Conference Scholarship. This is one of the benefits of being a SORSA member, where we get opportunities to apply for financial support to attend conferences and to further our studies. If it were not for SORSA, it would not have been possible for me to attend the SORSA-2023 Congress in person and get the opportunity to collaborate with international experts from the ISMRT and IAFR. All these awards are my first ever, and they truly mean a lot to me. I would like to thank and appreciate the sacrifices and hard work of our colleagues since the inception of SORSA in 1951, who have worked hard and continue to work tirelessly to uplift our profession, establish international collaborations, and provide opportunities for personal and professional growth and development. Thank you SORSA for making it possible for me to receive these massive awards. I am truly humbled and highly appreciate them. I encourage all the radiographers to consider being member of SORSA just for what SORSA has done for our profession. It will also be great for the training institution to teach student radiographers about SORSA, and have a Track for student presentations at the SORSA Congress.

# SORSA CONGRESS 2023 PRIZE

## WINNER EXPERIENCE

**AYESHA ASMAL**

---

Excitement and nervousness filled me as the time approached to attend the SORSA 2023 Congress. Excitement to meet fellow radiographers and nervousness as it was the first time that I was presenting my research to colleagues.

A simple case report as a poster presentation (my first poster presentation where I am more comfortable with oral presentations simply because I love to talk!). I was sure that there will be better “full” research presentations at the congress. At least I thought so. Nevertheless, I eagerly prepared myself to share my research and anticipated the questions that may have arisen. Winning the “Best Poster Presentation” never once crossed my mind.

During the Congress I met up with colleagues I had studied with and worked with in the past. It was wonderful catching up. Networking and getting to know other radiographers within the field with similar interests was amazing. Carrying out a simple case report research project has certainly spiked my interest in the research field. The Congress provided me with an opportunity to network with other researchers as well. The opportunities for research are quite remarkable!

The Congress also allowed me to keep abreast with what is happening in the field of General Radiography as I have been limited to Dental Radiography for the past few years. The technological advancements within the field – both in education and in the clinical environment – are fascinating. AI advancements are worrisome to us radiographers, but we have been ensured that AI will not be able to replace us 100%. So, for now at least, we are okay.

When the awards were being announced, having my topic read out for the best poster presentation was surprising! It was something I honestly did not expect. I am extremely humbled to win this award. It has motivated me to carry out more such projects (not that I need the motivation, but this has certainly reinforced my love for research and drive to pursue it more extensively).

I want to thank SORSA for organizing this incredible Congress and for awarding me the “Best Poster Presentation”. I must reiterate just how surprised and honoured I was. See you all again in 2025 (hopefully).





# MY EXPERIENCE OF THE SORSA-IAFR 2023 FORENSIC RADIOGRAPHY COURSE



**FATIMAH DOCRAT**

---

The SORSA webinar on Forensic Radiography really peaked my interest in the subject, as it is not something most SA radiographers are formally educated on or familiar with. Training in the subject is usually just what we figure out when we are forced into such situations, especially in government institutions. The webinar provided great insight into the subject, as well as the international guidelines that I was unaware of. Radiography in suspected NAI cases is something that we struggle with as it concerns children. Based on the excellent webinar, I decided to enrol in the course with the practical workshop.

The online course was easy to access, given the detailed instructions, and the time frame given to complete it allowed me to work through it at my own pace. This was especially important as I could work around my shifts, be attentive and understand the subject matter while having sufficient mental space to cogitate on such a grave and heavy subject. Each of the presentations were excellent in the detail and yet simple to understand. The format allowed for one to easily go back and review every part of the presentation for easy note taking and better understanding of the subject. Dr Speelman's presentation was noteworthy in that it both added in the South African aspect while also comparing the guidelines from other countries that we often follow. The cases that were included, along with radiographic evidence provided a good practical understanding of the subject. I feel that the online course afforded a unique education on the subject and prepared me well for the practical workshop.

I confess, I was both nervous and excited to attend the practical workshop, but was pleasantly surprised with the relaxed, informal format. Mark Viner & Kim Hutchins were brilliant instructors with easy introductions to themselves, the attendees and then the nature and format of the workshop. Mark acted as the presenter, with Kim being our guide to keep us on track and steering the lively discussion in the correct direction. The practical demonstration gave a great visualisation of the practicalities of conducting the radiographic examination in a suspected NAI case, while highlighting potential pitfalls and providing alternative solutions to these. Emphasis was placed on the importance of medico-legal documentation, the correct way to do it and why it should be done in that manner. Being in an informal setting with other attendees, who were both from different parts of the country, as well as of such a vast array of experience and qualifications was quite an enriching experience. It afforded a diverse perspective on the subject, facilitated engaging dialogue, provided great ideas for future endeavours and a truly wonderful networking opportunity.

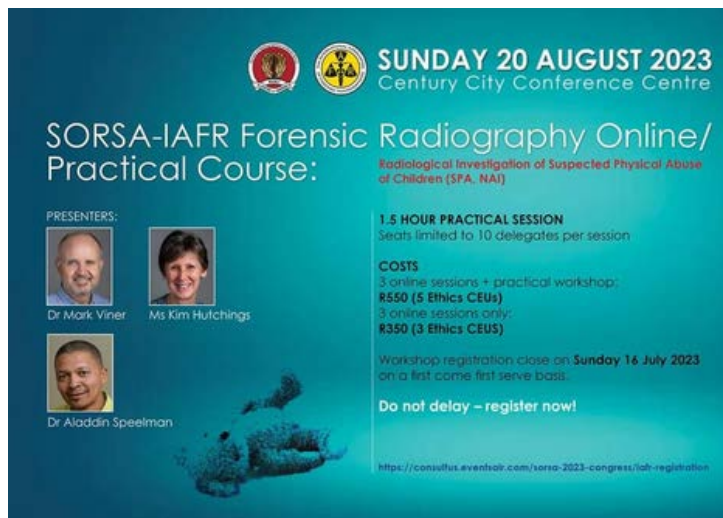
## Key lessons on Forensic Radiography & suspected NAI cases:

- What is often done in SA institutions
- How it is done internationally.
- That SA does not have any formal guidelines.
- That forensic radiography needs to be professionally developed using evidence based research as well as with formal education and training.
- That some institutions are including it as part of their new curriculums.
- New, practical techniques when conducting radiographic examinations of children
- Ethical and legal responsibilities involved in the subject.
- Interesting ideas for research.
- Great networking opportunity.

Our presenters also came up with the idea to set- up an email forum for the attendees to continue our communication after the workshop. This was enthusiastically approved by all.

I have to say that I was greatly impressed and deeply appreciative of SORSA and the IAFR for providing us with the support and opportunities to improve ourselves and the profession, both nationally and internationally.




In conclusion, I would like to convey my thanks to both organisations and affirm that I am really looking forward to the 2025 SORSA congress in association with the IAFR.



**SUNDAY 20 AUGUST 2023**  
Century City Conference Centre

**SORSA-IAFR Forensic Radiography Online/  
Practical Course:**  
Radiological Investigation of Suspected Physical Abuse  
of Children (SPA, NAI)

**PRESENTERS:**

 Dr Mark Viner  
 Ms Kim Hutchings  
 Dr Aladdin Speelman

**1.5 HOUR PRACTICAL SESSION**  
Seats limited to 10 delegates per session

**COSTS**  
3 online sessions + practical workshop:  
**R550 (5 Ethics CEUs)**  
3 online sessions only:  
**R350 (3 Ethics CEUs)**

Workshop registration close on **Sunday 16 July 2023**  
on a first come first serve basis.

**Do not delay – register now!**

<https://consultus.eventair.com/sorsa-2023-congress/iafr-registration>



# CUT RADIOGRAPHY STUDENTS CPD EVENT

## OVERCOMING THE PANDEMIC

---

On 6 September 2023, the fourth-year radiography students at the Central University of Technology Free State (CUT) presented a continuous professional development (CPD) seminar. The theme of the day was overcoming the pandemic. This seminar was a unique learning event organised by the students as part of their Patient Care Management module.

The Japie van Lill auditorium on the CUT campus was packed with forty-four delegates, in addition to the fourth-year students' class. To enable colleagues from outside Bloemfontein to attend the event, online attendance was also possible.

The programme compilers did an excellent job of offering a variety of papers covering interesting topics. The fourth-year students opened the programme with a digital story to reflect on their post-pandemic lessons. There was a keynote address on ethics and reflections on the pandemic shared by a theatre nursing sister and a radiographer who owns a private practice. One of the colleagues shared the outcomes of a PhD study on anatomical markers. A group of fourth-year students published an article on their lived experiences during Covid-19 and also presented a paper on this topic.

The student organisers did an outstanding job, from marketing the event, registrations, directing the programme, and keeping time. To organise the event, the fourth-year class was divided into four groups. These groups were the events committee, accreditation committee, group venue, media group, and lastly, the support group. Each of the groups shared their experiences on the day. In the next section, the group members shared their experiences.

The registration committee said: 'The CPD event was a learning curve for all of us. We got to experience things very few of us experienced when attending the event. It was fun and it was a success. Thank you SORSA for sponsoring the event!'

The comment from the accreditation committee was: 'The event of the year some might say! It was a great opportunity to work together as a class to come together as professionals and looking back, realising how far we have come. We matured as fourth years and we can definitely say, we overcame Covid 19 together! Thank you SORSA for making this possible for us.'

The group venue and media committee said: 'This event was an experience of a lifetime! It gave us the opportunity to take responsibility and to learn the much-needed skills for our future endeavours. It was an event that will stay with us for a very long time!'

The support group is very grateful for all the sponsors and donations received for this event. One of the group members said: 'I am very grateful for the support we got from SORSA as student radiographers. The textbooks that were sold on the day will also help us a lot towards the whole radiography career.'

Hesta Friedrich-Nel and the fourth-year student organisers



# SOUTH AFRICAN RADIOGRAPHER OBTAINS INTERNATIONAL AWARD

## PATRICIA MAISHI

---

### **Tell us more about yourself:**

My journey started from great uncertainty of not knowing what to do with my life post matric, to an amazing radiography career, spanning more than 20 years.

I studied and obtained a three-year National Diploma in Diagnostic Radiography in 1997 at the Port Elizabeth Technikon and Cecilia Makhiwane hospital in the Eastern Cape.

I started my journey as a junior qualified radiographer at the Nkonjeni District hospital in Kwazulu Natal.

The hospital serves a rural community and since it is very sparsely resourced, it forces one to think creatively to provide good quality x-rays.

I have been privileged to work at both public and private hospitals in different capacities ranging from general x-rays, fluoroscopy, trauma casualty, theatre, bone mineral density scans, mammography, CT scanning, to being the Assistant Director at a government hospital.

Given the vast evolution of radiography, MRI is the perfect "hand-in-glove" fit for me. From the dusty streets of Mdantsane (Eastern Cape), to an interesting career as a radiographer and now globally recognised MR radiographer, is a great achievement.

Furthermore, continued exposure to current trends in research and clinical work, is important for skills development. I obtained a Bachelors in Technology Diagnostic Radiography focussing mainly on research and radiographic practice and postgraduate certificate in MRI at CPUT.

My vision is to make a difference by teaching and mentoring the next generation of radiographers into understanding different approaches and sequences that may lead to improved protocols that will benefit their departments.

### **Why did you choose to become a radiographer?**

My career choice was greatly influenced by observing a radiographer taking my wrist X-ray after a fall and I was fascinated.

### **What was the title of your presentation at the international conference of the ISMRT?**

Antiretroviral therapy use is associated with ectopic pericardial & paracardiac adipose deposition in people living with HIV.

### **This research received the president's award from the International Society for MR Radiographers & Technologists (ISMRT) 2023 Annual meeting at Toronto, Canada. How did you feel about winning the Presidential Award?**

I feel blessed and honoured to win this prestigious award. ISMRT is a global society for MRI research with more than 7000 papers presented at the Annual meeting.



# WORLD RADIOGRAPHY DAY WEBINAR

---



The Society of Radiographers of South Africa (SORSA) presents:

## SORSA 2/23 Webinar

### To commemorate World Radiography Day

Patient safety as you journey through the radiography department

TUESDAY

**7**

**NOVEMBER 2023**

TIME:

**19h00 – 20h00**

COST:

SORSA Members **Free**

Non-members **R75**

Accreditation requested for 1 CEU

The link to this website will be available soon.

## SAVE THE DATE

# SORSA-IAFR CONGRESS 2025

## SAVE THE DATE

---

5 – 7 SEPTEMBER 2025

# SORSA-IAFR 2025 CONGRESS

CENTURY CITY CONFERENCE CENTRE • CAPE TOWN • SOUTH AFRICA



SOCIETY OF RADIOGRAPHERS  
OF SOUTH AFRICA



THE INTERNATIONAL ASSOCIATION  
OF FORENSIC RADIOGRAPHERS

<https://consultus.eventsair.com/2025-sorsa-iafr-congress>

## SEE YOU THERE

# STAY CONNECTED WITH SORSA

---

**Website:**

**[www.sorsa.org.za](http://www.sorsa.org.za)**

**The South African  
Radiographer:**

**[www.sar.org.za](http://www.sar.org.za)**



**Facebook:**

**Society of Radiographers of  
SA\_NC**

**Admin office email:**

**[sorsaoffice@gmail.com](mailto:sorsaoffice@gmail.com)**

## DISCLAIMER

The views expressed in this newsletter (unless otherwise stated) and the inclusion or exclusion of any medicine, procedure or pictorial communication, do not necessarily reflect the views of the Society of Radiographers of South Africa (SORSA).